

STAX®

SRM-700T

Vacuum Tube Energiser for Earspeakers



About Stax

Stax was formed in 1938 in Japan. In 1960 they released their first electrostatic Headphone or 'Earspeaker' as they are better known. Being an electrostatic design, a Stax Earspeaker requires an energiser unit to drive them making it a complete package. Over the last 50+ years, Stax has refined their designs making them the leaders in electrostatic headphones and arguably the leaders in high- performance headphones today.



For decades Stax has designed and manufactured electrostatic energisers, to complement their fine range of electrostatic Earspeakers.

During this period, timeless designs like the SRM-T1, SRM-T1S, SRM-T2 and SRM-T8000 have established themselves as first class energisers. Driving Stax electrostatic Earspeakers to new levels of performance.



We are delighted to announce the new SRM-700T

This new energiser utilises the latest thinking from Stax engineers. The SRM-700T is a direct coupled pure Class A design.



A new custom made low-noise dual FET input stage has been developed from the ground up. The second stage of the circuit utilises a 6SN7 GT vacuum tube. This tube is the original version of the famous 6FQ7 which has been used in Stax energisers for decades. The 6SN7 is a powerful linear tube, ideal for driving the electrostatic diaphragms of the Stax Earspeakers. The output of the 6SN7 is connected directly to the electrostatic diaphragms via a pair of high quality non-inductive winding resistors from VISHAY. These resistors are of the highest quality.





Fully balanced circuit

The circuit of the SRM-700T is fully balanced from input to output. High definition film capacitors made by WIMA are used to ensure a warm, spacious dynamic sound. All coupling capacitors have been eliminated throughout the signal path to ensure the finest sound. The SRM-700T utilises the same volume control as that found in the SRM-T8000. The control has a shield case around it which helps to eliminate noise.




Isolation

The SRM-700T stands on newly designed feet. First seen in the SRM-T8000. An aluminium ring containing a new vibration proof compound ensures the sensitive circuit of the SRM-700T is isolated from external vibration. The high frictional coefficient of the new compound gives a positive grip on whatever surface the SRM-700T is used on.



Bypass

A selector switch on the rear of the SRM-700T can bypass the volume and balance control on the SRM-700T. Improving the sound quality. Volume and balance can be controlled via a source component or preamplifier. When used in this mode the SRM-700T acts more like an exclusive power amplifier for the connected Earspeaker.



Finish

The SRM-700T is available in two different finishes: silver or black.

Discover

The new SRM-700T provides the Stax listener with a transparent and natural sound. Details emerge from silent backgrounds. New levels of transparency and resolution provide the listener with new insight in to their favourite recordings.

The SRM-700T will allow Stax owners to truly experience their Stax Earspeakers for the first time.

Stax SRM-700T Specifications

Type

FET input + vacuum tube output hybrid
DC amplification driver unit

Vacuum tube

6SN7

Frequency response

DC - 100kHz (with one SR-009S)

Gain

60dB

Harmonic distortion

0.01% or less (1kHz/100Vrms output)

Input impedance

50k Ω (RCA), 50k Ω x 2 (XLR)

Maximum output voltage

340Vrms (1kHz)

Bias voltage

PRO 580V

Operating temperature / humidity

0 to 35 degrees C / less than 90% (non condensing)

Input terminal

RCA x 1, XLR x 1

Output

RCA parallel output terminal

Power consumption

54W

Dimension

240 (W) x 103 (H) x 393 (D) mm

(maximum protruding portion included)

Weight

5.7kg

For further information on the Stax SRM-700T, please contact Symmetry using the details at the bottom of the page.



Available hi-res product images from Symmetry

01



02



03




04



05




06



07



08



Available hi-res product images from Symmetry


09



10



11



12

